

## SET-UP SHEET

**Driver** \_\_\_\_\_  
**Race** \_\_\_\_\_  
**Trackname** \_\_\_\_\_  
**Date** \_\_\_\_\_

### Track conditions

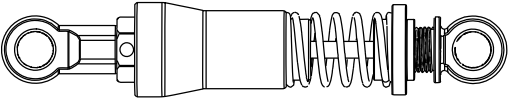
**Surface**     Asphalt Outdoor     Asphalt Indoor     Carpet  
**Layout**     Tech     Med     Fast  
**traction**     Low     Med     High

### Transmission


**Gear diff oil/cst:** \_\_\_\_\_ **Spurgear** \_\_\_\_\_  
**Gear diff oil/grams:** \_\_\_\_\_ **Pinion** \_\_\_\_\_  
**Final drive ratio (1.9)** \_\_\_\_\_

**Belt width**    **Front** \_\_\_\_\_

Front	Shocks	Rear
_____	Spring	_____
_____	Oil	_____
_____	Piston	_____
soft (silver) <input type="checkbox"/> 3mm <input type="checkbox"/> 5mm	<b>Internal shock spring</b>	soft (silver) <input type="checkbox"/> 3mm <input type="checkbox"/> 5mm
med (black) <input type="checkbox"/> <input type="checkbox"/> <input type="checkbox"/>		med (black) <input type="checkbox"/> <input type="checkbox"/> <input type="checkbox"/>

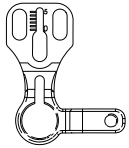
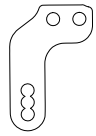
**HEAVE SHOCK**      
**Spring** \_\_\_\_\_    **Oil** \_\_\_\_\_    **Preload** \_\_\_\_\_

Front	Stabilizer Thickness	Rear
_____	 _____	_____
_____	<b>Weight balance %</b>	_____

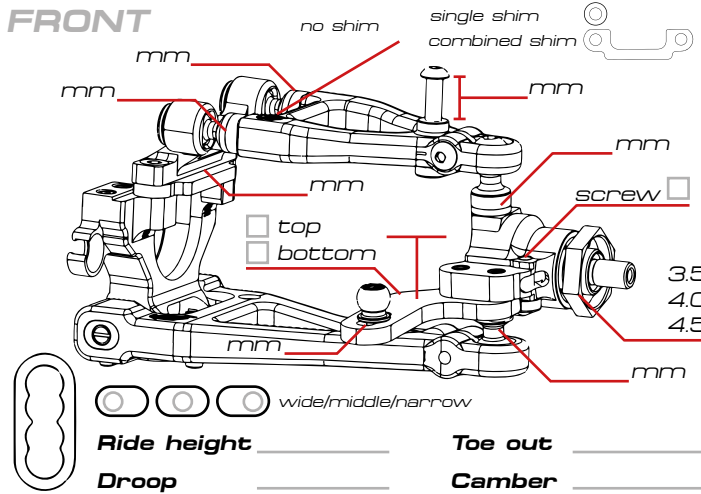
Front	Tires	Rear
_____	Additive	_____
_____	Additive time	_____
	Treated area	

**Motor** \_\_\_\_\_    **Timing** \_\_\_\_\_  
**ESC** \_\_\_\_\_    **Batteries** \_\_\_\_\_  
**Body** \_\_\_\_\_    **Wing** \_\_\_\_\_

\_\_\_\_\_

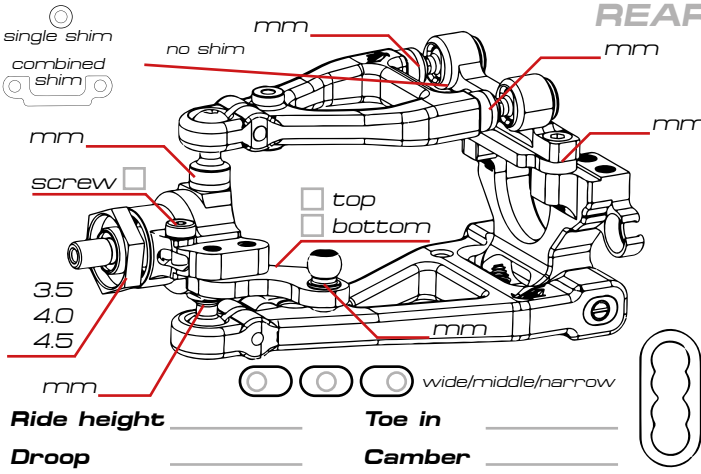
 **Ackermann setting** \_\_\_\_\_ mm  
 **Steering lock inside tire** \_\_\_\_\_ degree

**FRONT**

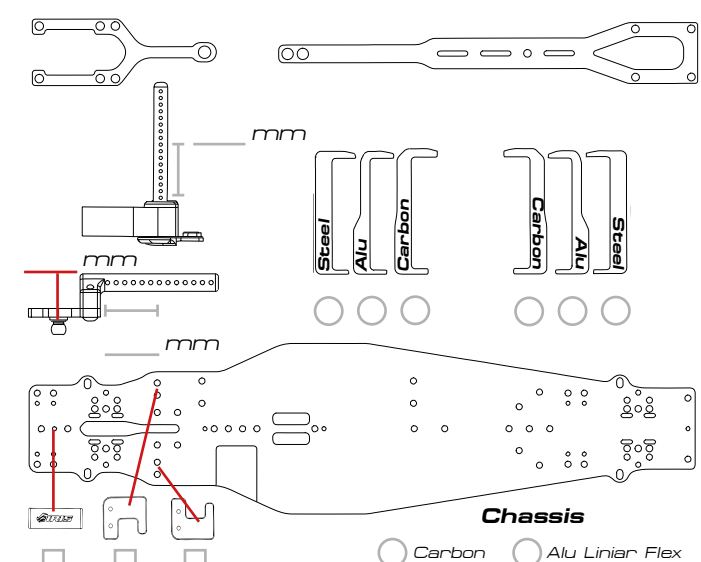


**Ride height** \_\_\_\_\_    **Toe out** \_\_\_\_\_  
**Drop** \_\_\_\_\_    **Camber** \_\_\_\_\_

**REAR**



**Ride height** \_\_\_\_\_    **Toe in** \_\_\_\_\_  
**Drop** \_\_\_\_\_    **Camber** \_\_\_\_\_



**Chassis**

Carbon     Alu Linier Flex